

Compact and efficient ceiling mounted down lighters. High protection class & lumen output makes it versatile solution for both indoor & outdoor applications.

Product Description

- Luminaire made of pressure die cast aluminium, extruded aluminium & non corrosive stainless steel fasteners.
- Clear toughened glass.
- Silicone gasket.
- Hybrid optics with lens & reflector combination for higher efficiency, lower optical losses with optimum glare suppression.
- Cast aluminium plate for surface mounting onto the ceiling.
- Surface mounting on ceiling using hardware after connecting to the power supply.
- Cable entries for through-wiring of mains supply cable.
- Integral constant current power supply
- CRI (Ra) : >80
- Prewired with LED driver and suitable for operating on 240V, 50Hz single phase ac supply.
- Ordering guide : KL-3646-CCT (Colour Temperature)
- Available CCT : 2700K, 3000K, 4000K, 6500K



Product Benefits

- High luminous efficiency at reduced wattage.
- Quick & simple installation with low maintenance.
- Clear glass in the front with continuous silicone gasket to ensure adequate sealing.
- Sustainable LED technology offers durability and optimal light output with low power consumption.

Area of Application

Lobbies & Foyers, Retail outlets, Corridors, Corporate, Residential & Educational premises, Hospitality Industry, Commercial & Business Centers.

Available Finish

Pure polyester powder coated
RAL 9004 Signal black
RAL 9007 Grey aluminium
RAL 7016 Anthracite grey
Graphite grey





WADI AL HADA RESORT, SAUDI ARABIA



Technical Specifications

General

ID	: 3646
System Wattage	: 6W LED
Driver Integral	: Constant Current
Operating Voltage	: 100-300Vac
Operating Temperature	: -15°C~+50°C

Light Source

Light Source	: CITIZEN COB
CRI (Ra)	: >80
LED Colour Temperature	: 2700K / 3000K / 4000K / 6500K

Physical

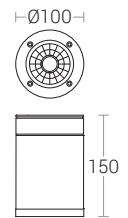
Body	: Extruded & die-cast aluminium
Reflector	: Mirror finish pure AL
Diffuser	: Clear toughened glass
Mounting	: Surface - Ceiling
Finish	: Powder coated RAL 9004 Signal black RAL 9007 Grey aluminium RAL 7016 Anthracite grey Graphite grey

Driver

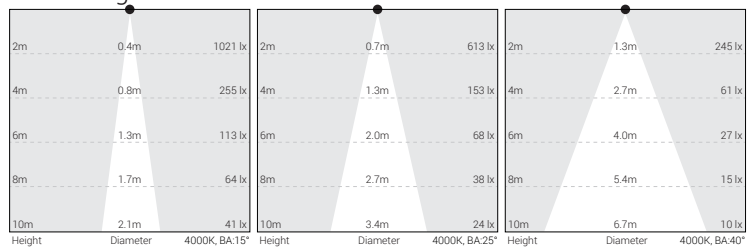
Power Supply	: Integral
Input Voltage	: 230-240Vac
Frequency	: 50-60 Hz
Power Factor	: ≥0.95
THD	: <15%
Surge Protection	: 4KV
Efficiency	: >80%

Optical Performance

Beam Angle	: 15° / 25° / 40°
------------	-------------------



Cone Diagram



Note : It is our constant endeavor to upgrade the performance of our products. For the latest technical information, IES files and product updates please refer to the website at www.klite.in

Compact and efficient ceiling mounted down lighters. High protection class & lumen output makes it versatile solution for both indoor & outdoor applications.

Product Description

- Luminaire made of pressure die cast aluminium, extruded aluminium & non corrosive stainless steel fasteners.
- Clear toughened glass.
- Silicone gasket.
- Hybrid optics with lens & reflector combination for higher efficiency, lower optical losses with optimum glare suppression.
- Cast aluminium plate for surface mounting onto the ceiling.
- Surface mounting on ceiling using hardware after connecting to the power supply.
- Cable entries for through-wiring of mains supply cable.
- Integral constant current power supply
- CRI (Ra) : >80
- Prewired with LED driver and suitable for operating on 240V, 50Hz single phase ac supply.
- Ordering guide : KL-3647-CCT (Colour Temperature)
- Available CCT : 2700K, 3000K, 4000K, 6500K



Product Benefits

- High luminous efficiency at reduced wattage.
- Quick & simple installation with low maintenance.
- Clear glass in the front with continuous silicone gasket to ensure adequate sealing.
- Sustainable LED technology offers durability and optimal light output with low power consumption.

Area of Application

Lobbies & Foyers, Retail outlets, Corridors, Corporate, Residential & Educational premises, Hospitality Industry, Commercial & Business Centers.

Available Finish

Pure polyester powder coated
RAL 9004 Signal black
RAL 9007 Grey aluminium
RAL 7016 Anthracite grey
Graphite grey





BENGALURU INTERNATIONAL AIRPORT



Technical Specifications

General

ID	: 3647
System Wattage	: 12W LED
Driver Integral	: Constant Current
Operating Voltage	: 100-300Vac
Operating Temperature	: -15°C~+50°C

Light Source

Light Source	: CITIZEN COB
CRI (Ra)	: >80
LED Colour Temperature	: 2700K / 3000K / 4000K / 6500K

Physical

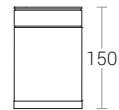
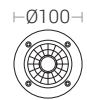
Body	: Extruded & die-cast aluminium
Reflector	: Mirror finish pure AL
Diffuser	: Clear toughened glass
Mounting	: Surface - Ceiling
Finish	: Powder coated RAL 9004 Signal black RAL 9007 Grey aluminium RAL 7016 Anthracite grey Graphite grey

Driver

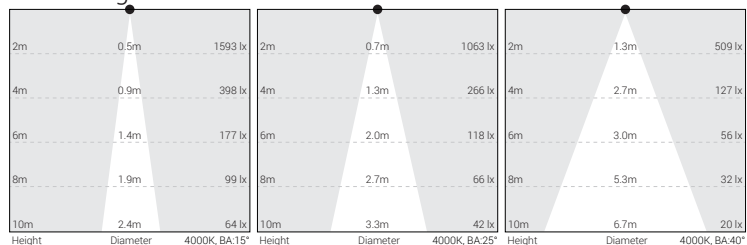
Power Supply	: Integral
Input Voltage	: 230-240Vac
Frequency	: 50-60 Hz
Power Factor	: ≥0.95
THD	: <10%
Surge Protection	: 4KV
Efficiency	: >80%

Optical Performance

Beam Angle	: 15° / 25° / 40°
------------	-------------------



Cone Diagram



Note : It is our constant endeavor to upgrade the performance of our products. For the latest technical information, IES files and product updates please refer to the website at www.klite.in

Compact and efficient ceiling mounted down lighters. High protection class & lumen output makes it versatile solution for both indoor & outdoor applications.

Product Description

- Luminaire made of pressure die cast aluminium, extruded aluminium & non corrosive stainless steel fasteners.
- Clear toughened glass.
- Silicone gasket.
- Hybrid optics with lens & reflector combination for higher efficiency, lower optical losses with optimum glare suppression.
- Cast aluminium plate for surface mounting onto the ceiling.
- Surface mounting on ceiling using hardware after connecting to the power supply.
- Cable entries for through-wiring of mains supply cable.
- Integral constant current power supply
- CRI (Ra) : >80
- Prewired with LED driver and suitable for operating on 240V, 50Hz single phase ac supply.
- Ordering guide : KL-4082-CCT (Colour Temperature)
- Available CCT : 2700K, 3000K, 4000K, 6500K



Product Benefits

- High luminous efficiency at reduced wattage.
- Quick & simple installation with low maintenance.
- Clear glass in the front with continuous silicone gasket to ensure adequate sealing.
- Sustainable LED technology offers durability and optimal light output with low power consumption.

Area of Application

Lobbies & Foyers, Retail outlets, Corridors, Corporate, Residential & Educational premises, Hospitality Industry, Commercial & Business Centers.

Available Finish

Pure polyester powder coated
RAL 9004 Signal black
RAL 9007 Grey aluminium
RAL 7016 Anthracite grey
Graphite grey





PLANETARIUM, HOWRAH



Technical Specifications

General

ID	: 4082
System Wattage	: 18W LED
Driver Integral	: Constant Current
Operating Voltage	: 100-300Vac
Operating Temperature	: -15°C~+50°C

Light Source

Light Source	: CITIZEN COB
CRI (Ra)	: >80
LED Colour Temperature	: 2700K / 3000K / 4000K / 6500K

Physical

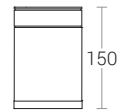
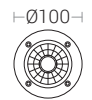
Body	: Extruded & die-cast aluminium
Reflector	: Mirror finish pure AL
Diffuser	: Clear toughened glass
Mounting	: Surface - Ceiling
Finish	: Powder coated RAL 9004 Signal black RAL 9007 Grey aluminium RAL 7016 Anthracite grey Graphite grey

Driver

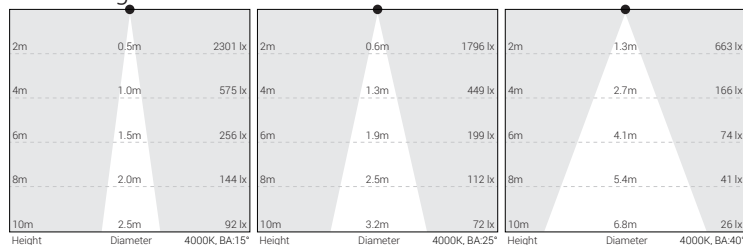
Power Supply	: Integral
Input Voltage	: 230-240Vac
Frequency	: 50-60 Hz
Power Factor	: ≥0.95
THD	: <10%
Surge Protection	: 4KV
Efficiency	: >80%

Optical Performance

Beam Angle	: 15° / 25° / 40°
------------	-------------------



Cone Diagram



Note : It is our constant endeavor to upgrade the performance of our products. For the latest technical information, IES files and product updates please refer to the website at www.klite.in