

"Magudam Midi" pathway luminaire, is an innovative design options to provide visual integration with the environment. Aesthetically designed sturdy construction ensures a long life against all weather condition, maintaining initial performances through the lifetime of the installation.

Product Description

- The luminaire comprises of specially contoured spun aluminium top cover with die cast aluminium components.
- Pressure diecast aluminium magudam attachment added for aesthetics.
- Non-yellowing UV stabilised translucent acrylic diffuser.
- Suitable for mounting to internally threaded pipe of designation M30.
- Cable entries for through-wiring of mains supply cable.
- Prewired with E27 holder and suitable for operating on 240V, 50Hz single phase ac supply.



Product Benefits

- Elegant, Functionality
- Quick installation and low assembly costs.
- Dark sky compliant protects pedestrians from glare, in addition to preventing spill light above the horizontal plane.

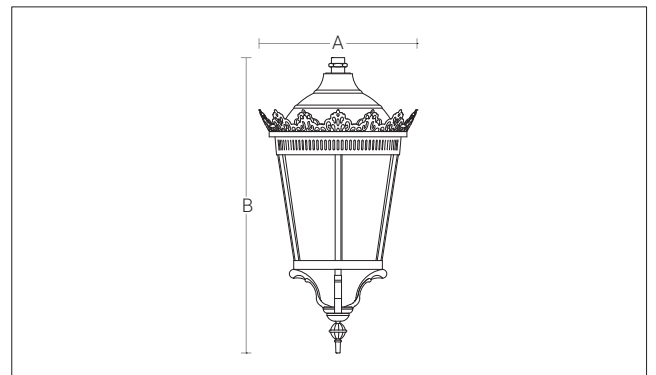
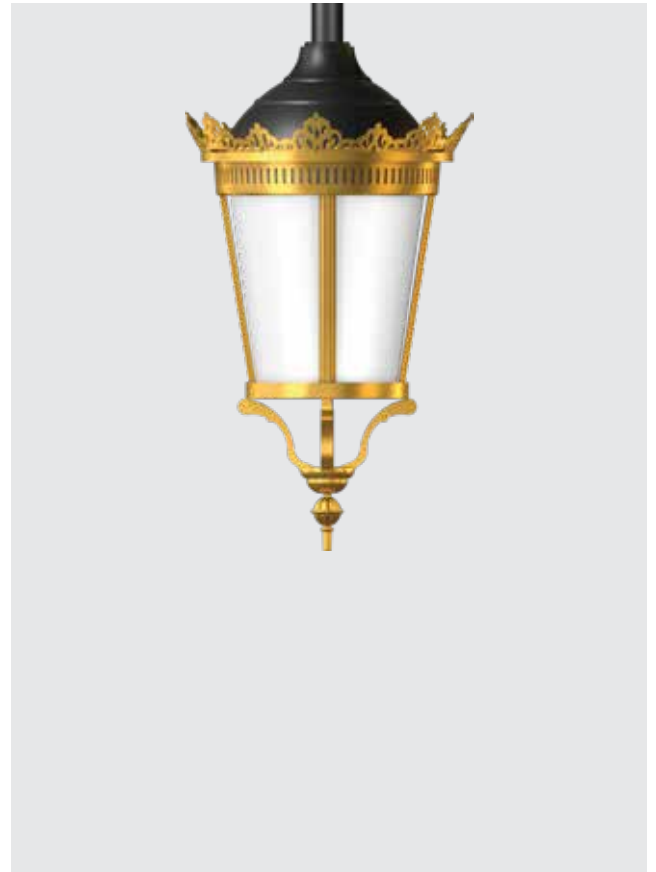
Area of Application

Illuminating parks, Gardens, commercial complex, Pathways in residential buildings, Walkways, Streetscapes & office complex.

Available Finish

Pure polyester powder coated

- Graphite grey & Gold
- Anthracite grey & Gold
- Jet black & Gold



ID	Wattage	A	B
4607	E27 Holder	358	670

Max. Wattage E27 : 30W LED / 45W CFLE

"Magudam Midi" pathway luminaire, is an innovative design options to provide visual integration with the environment. Aesthetically designed sturdy construction ensures a long life against all weather condition, maintaining initial performances through the lifetime of the installation. Product offered symmetrical light distribution.

Product Description

- The luminaire comprises of specially contoured spun aluminium top cover with die cast aluminium components.
- Pressure diecast aluminium magudam attachment added for aesthetics.
- Non-yellowing UV stabilised translucent acrylic diffuser.
- Luminaire integrated with 30W LED.
- Suitable for mounting to internally threaded pipe of designation M30.
- Cable entries for through-wiring of mains supply cable.
- Integral constant current power supply
- CRI (Ra) : ≥ 80
- Prewired with LED driver and suitable for operating on 240V, 50Hz single phase ac supply.
- Ordering guide : KL-4608-CCT (Colour Temperature)
- Available CCT : 2700K, 3000K, 4000K, 5700K



Product Benefits

- High luminous efficiency at reduced wattage.
- Elegant, Functionality
- Environmental Friendly
- The diffuser contributes to the creation of ambiance and to visual comfort by reducing glare.
- Quick installation and low assembly costs.
- Dark sky compliant protects pedestrians from glare, in addition to preventing spill light above the horizontal plane.
- Sustainable LED technology offers durability and optimal light output with low power consumption.


Area of Application

Illuminating parks, Gardens, commercial complex, Pathways in residential buildings, Walkways, Streetscapes & office complex.

Available Finish

Pure polyester powder coated

- Graphite grey & Gold
- Anthracite grey & Gold
- Jet black & Gold





Technical Specifications

General

ID	: 4608
System Wattage	: 30W LED
Driver Integral	: Constant Current
Input Voltage	: 230-240Vac
Frequency	: 50-60Hz
Operating Voltage	: 100-277Vac
Operating Temperature	: -15°C~+50°C

Physical

Body	: Spun aluminium top cover & Die cast aluminium
Diffuser	: Translucent Acrylic
Mounting	: Suitable for mounting to internally threaded pipe of designation M30
Finish	: Powder coated Graphite grey & Gold Jet black & Gold Anthracite grey & Gold

Light Source

Light Source	: BRIDGELUX
CRI (Ra)	: >80
LED Colour Temperature	: 2700K / 3000K / 4000K / 5700K

Driver

Power Supply	: Integral
Power Factor	: >0.90
THD	: <10%
Surge Protection	: 4KV
Efficiency	: >85%

Optical Performance

Light Distribution	: Symmetrical
--------------------	---------------

