

A decorative LED bollards designed with single sided light output to provide soft, flat beam light distribution. These luminaires offer shielded glare free illumination on ground surface and are perfect for illuminating entrances, footpaths as well as garden and landscape architecture. Clean Lines and pure form are the underlying elements in this series of LED bollards.

Product Description

- Luminaire body made of rectangular extruded aluminium tube (grade 6063) with die cast aluminium components and non corrosive SS fasteners.
- For optimum coordination with lighting situation, these luminaires can be supplied in three different heights.
- Non yellowing UV stabilized clear acrylic diffuser.
- Mounting plate die cast aluminium double powder coat with an anchorage unit.
- Cable entries for through-wiring of mains supply cable.
- Integral constant current power supply
- CRI (Ra) : ≥ 80
- Prewired with LED driver and suitable for operating on 240V, 50Hz single phase ac supply.
- Ordering guide : KL-27200-CCT (Colour Temperature)
- Available CCT : 2700K, 3000K, 4000K, 5700K



Product Benefits

- High luminous efficiency at reduced wattage.
- Elegant, Robust design
- Dark sky compliant protects pedestrians from glare by preventing spill light above the horizontal plane.
- Sustainable LED technology offers durability and optimal light output with low power consumption.

Area of Application

Suitable for low / medium traffic areas.

Available Finish

Pure polyester powder coated


RAL 9004 Black

RAL 9007 Grey aluminium

RAL 7016 Anthracite grey

Graphite grey





RITZ CARLTON, PUNE



Technical Specifications

General

ID	: 27078 / 27100 / 27200
System Wattage	: 12W LED
Driver Integral	: Constant Current
Operating Voltage	: 100-300Vac
Operating Temperature	: -15°C~+50°C

Physical

Body	: Rectangular Extruded Aluminium Tube with Die-Cast Aluminium
Diffuser	: Clear acrylic
Mounting	: Surface
Finish	: Powder coated RAL 9004 Black RAL 9007 Grey aluminium RAL 7016 Anthracite grey Graphite grey

Light Source

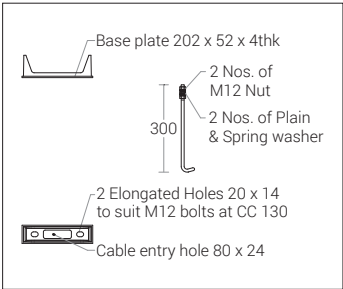
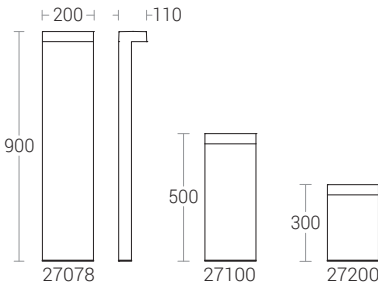
Light Source	: NICHIA
CRI (Ra)	: >80
LED Colour Temperature	: 2700K / 3000K / 4000K 5700K

Driver

Power Supply	: Integral
Input Voltage	: 230-240Vac
Frequency	: 50-60 Hz
Power Factor	: >0.9
THD	: <10%
Surge Protection	: 3KV
Efficiency	: >80%

Optical Performance

Light Distribution	: Asymmetrical
--------------------	----------------



Note : It is our constant endeavor to upgrade the performance of our products. For the latest technical information, IES files and product updates please refer to the website at www.klite.in