


Proxima series adopt the energy-saving, environmental LED lamp. It is a Perfect lamp with high luminous efficiency, prominent energy saving effect and long lifespan. Also with no radialization, no strobe flash, gentle light. It's appearance is refined and elegant.

### Product Description

- Adjustable spot light with adapter for installation on track. Luminaire made of die cast aluminium 360° on vertical axis and 90° tilt.
- The body of LED spot light adopt aluminium alloy which has excellent mechanical strength, extruded aluminium for better thermal management.
- Adopting reflector which is with excellent optics effect and excellent spot light effect.
- Two circuit connector, directionally adjustable, convenient installation and maintenance.
- Luminaire provided with built-in-constant current driver with advanced circuit design achieves stable performances and long services span.
- Integral constant current power supply.
- Suitable for operation on 240V, 50Hz single phase ac supply.
- Ordering guide : KL-23679-CCT (Colour Temperature)
- Available CCT : 2700K, 3000K, 4000K, 6500K



### Product Benefits

- Excellent efficiency for high energy savings of up to 80% compared to CFL downlights.
- Replacement of existing CFL downlights with even better performance.
- Quick & simple installation.
- Flexible deployment options with a wide spectrum of applications.

### Area of Application

Retail Sector, Receptions, Large shopping malls, Brand sales, Museum / Art Gallery display, etc.

### Available Finish

White / Black epoxy polyester powder coating.



### ACCESSORIES



67803	1 Metre 2 Wire Track
63206	2 Metre 2 Wire Track
67807	I Connector
67814	L Connector
67819	T Connector
67824	+ Connector



68661	1 Metre 2 Wire Track
68662	2 Metre 2 Wire Track
68663	I Connector
68664	L Connector
68665	T Connector
68666	+ Connector



OPEN SOURCE

### Technical Specifications

#### General

ID	: 23677
System Wattage	: 12W LED
Driver Integral	: Constant Current
Operating Voltage	: 100-277Vac
Operating Temperature	: -15°C~+50°C

#### Physical

Body	: Extruded Aluminium
Diffuser	: Clear Polycarbonate
Mounting	: Ceiling Surface / Adjustable
Finish	: White / Black epoxy polyester powder coating

#### Light Source


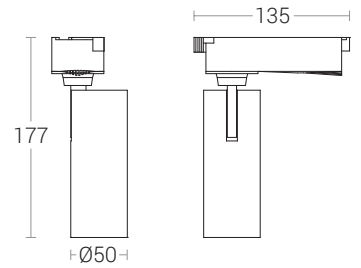
Light Source	: CITIZEN
CRI (Ra)	: 90
LED Colour Temperature	: 2700K / 3000K / 4000K / 6500K

#### Driver

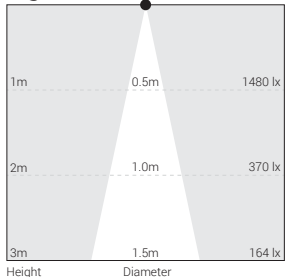
Power Supply	: Integral
Input Voltage	: 230-240Vac
Frequency	: 50-60Hz
Power Factor	: >0.95
THD	: <10%
Surge Protection	: 3KV
Efficiency	: >85%

#### Optical Performance

Colour Temperature	: 3000K
Luminous flux	: 661 lm
Beam Angle	: 24°



#### Light Distribution



**Note :** It is our constant endeavor to upgrade the performance of our products. For the latest technical information, IES files and product updates please refer to the website at [www.klite.in](http://www.klite.in)



OPEN SOURCE

### Technical Specifications

#### General

ID	: 23678
System Wattage	: 20W LED
Driver Integral	: Constant Current
Operating Voltage	: 100-277Vac
Operating Temperature	: -15°C~+50°C

#### Light Source

Light Source	: CITIZEN
CRI (Ra)	: 90
LED Colour Temperature	: 2700K / 3000K / 4000K / 6500K

#### Physical


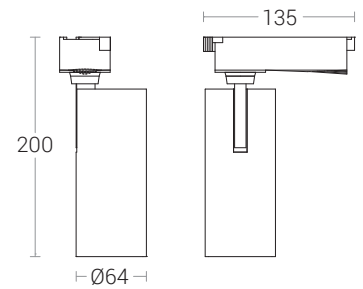
Body	: Extruded Aluminium
Diffuser	: Clear Polycarbonate
Mounting	: Ceiling Surface / Adjustable
Finish	: White / Black epoxy polyester powder coating

#### Driver

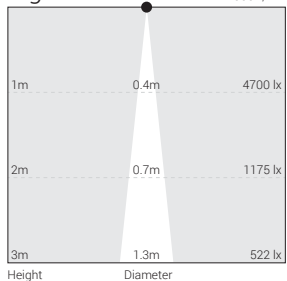
Power Supply	: Integral
Input Voltage	: 230-240Vac
Frequency	: 50-60Hz
Power Factor	: >0.95
THD	: <10%
Surge Protection	: 3KV
Efficiency	: >85%

#### Optical Performance

Colour Temperature	: 4000K
Luminous flux	: 1225 lm
Beam Angle	: 24°



#### Light Distribution



**Note :** It is our constant endeavor to upgrade the performance of our products. For the latest technical information, IES files and product updates please refer to the website at [www.klite.in](http://www.klite.in)



OPEN SOURCE

### Technical Specifications

#### General

ID	: 23679
System Wattage	: 30W LED
Driver Integral	: Constant Current
Operating Voltage	: 100-277Vac
Operating Temperature	: -15°C~+50°C

#### Physical

Body	: Extruded Aluminium
Diffuser	: Clear Polycarbonate
Mounting	: Ceiling Surface / Adjustable
Finish	: White / Black epoxy polyester powder coating

#### Light Source


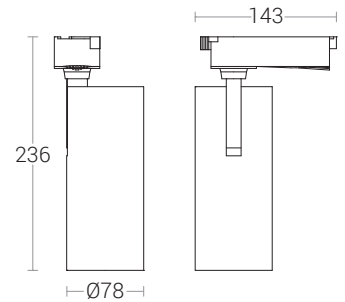
Light Source	: CITIZEN
CRI (Ra)	: 90
LED Colour Temperature	: 2700K / 3000K / 4000K / 6500K

#### Driver

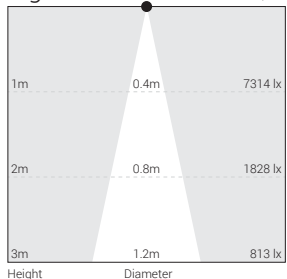
Power Supply	: Integral
Input Voltage	: 230-240Vac
Frequency	: 50-60Hz
Power Factor	: >0.95
THD	: <10%
Surge Protection	: 4KV
Efficiency	: >85%

#### Optical Performance

Colour Temperature	: 3000K
Luminous flux	: 2505 lm
Beam Angle	: 24°



#### Light Distribution



**Note :** It is our constant endeavor to upgrade the performance of our products. For the latest technical information, IES files and product updates please refer to the website at [www.klite.in](http://www.klite.in)