

MICROLED are compact IP67 LED fittings suitable for down light, Wall recessed and walkover for both indoor & outdoor applications. Small dimension with flush mounting installation. It is equipped with a screwless round front ring in STAINLESS STEEL. These fixtures are perfect for creating very defined effects of accent light. On request, these luminaires are also available in Red, Green, Blue and Amber.

Product Description

- Luminaire body and screwless front ring made from solid billet of 316 grade stainless steel.
- Silicone seal gasket ensures IP67 rating.
- Clear toughened glass of 4mm thickness.
- Polycarbonate optical lens.
- Luminaire hard wired with 2 x 0.5mm² cable of 0.5 metre length.
- Supplied with mounting sleeve for preparing recessed opening in ground or wall.
- Luminaire to be ordered with suitable power supply.
- Prewired with LED driver and suitable for operating on 240V, 50Hz single phase ac supply.
- Ordering guide : KL-24085-CCT (Colour Temperature)
- Available CCT : 2700K, 3000K, 4000K, 5700K.
- Options : Red / Green / Blue / Amber (On Request).



Product Benefits

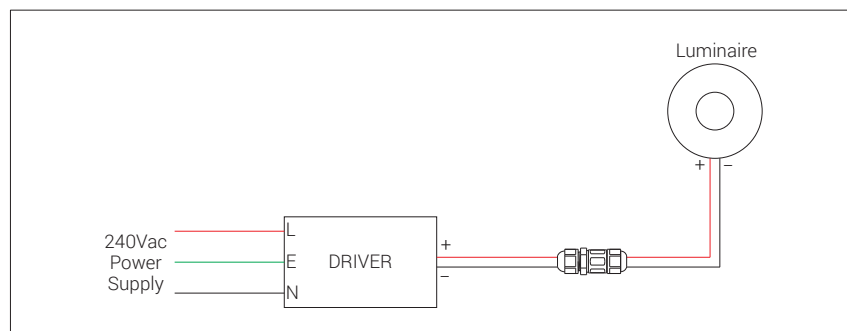
- Compact luminaire provides distinctive lighting effects for wall architecture & accent lighting.
- Sustainable LED technology offers durability and optimal light output with low power consumption.

Area of Application

Walk ways, Facades, Landscapes, Architectural facade elements.

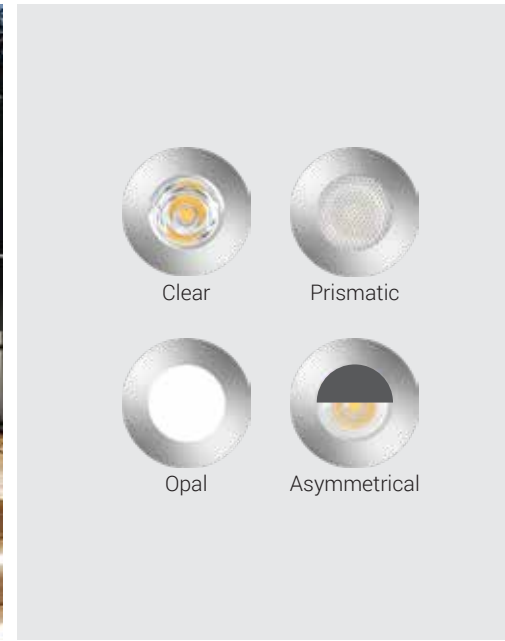
Accessory

- Supplied with IP67 rated connector for a secure connection to the network.
- Polypropylene mounting sleeve for easy installation.





OPEN SOURCE



Technical Specifications

General

ID	: 24085
System Wattage	: 1W LED
Driver Non-Integral	: Constant Current
Operating Voltage	: 150-270Vac
Operating Temperature	: -15°C~+50°C

Light Source

Light Source	: NICHIA
CRI (Ra)	: ≥80
LED Colour Temperature	: 2700K / 3000K / 4000K / 5700K

Physical

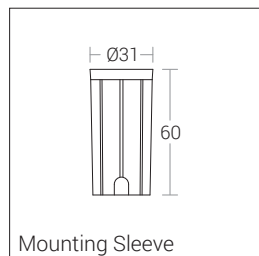
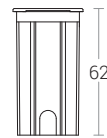
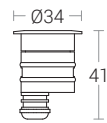
Body & Front Ring	: 316 Grade Stainless Steel
Diffuser	: Clear Toughened Glass (Clear / Asymmetrical Prismatic / Opal)
Mounting Sleeve	: Polypropylene Black
Mounting	: Wall / Floor - Recess

Driver

Power Supply	: Non Integral
Input Voltage	: 230-240Vac
Frequency	: 50-60 Hz

Optical Performance

Beam Angle	: 40°
------------	-------



Note : It is our constant endeavor to upgrade the performance of our products. For the latest technical information, IES files and product updates please refer to the website at www.klite.in

K-LITE

Water Arrestor

Additional Feature

A water arrestor in lighting products serves to prevent water intrusion into the fixture, which is especially important given the exposure to outdoor conditions and possible water pooling around the fixture. Its main functions are :

Pressure Regulation :

The water arrestor helps regulate internal pressure changes that can occur due to temperature fluctuations. This reduces the risk of water being drawn into the fixture when it cools and contracts & Supports pressure equalization to avoid condensation buildup inside the housing.

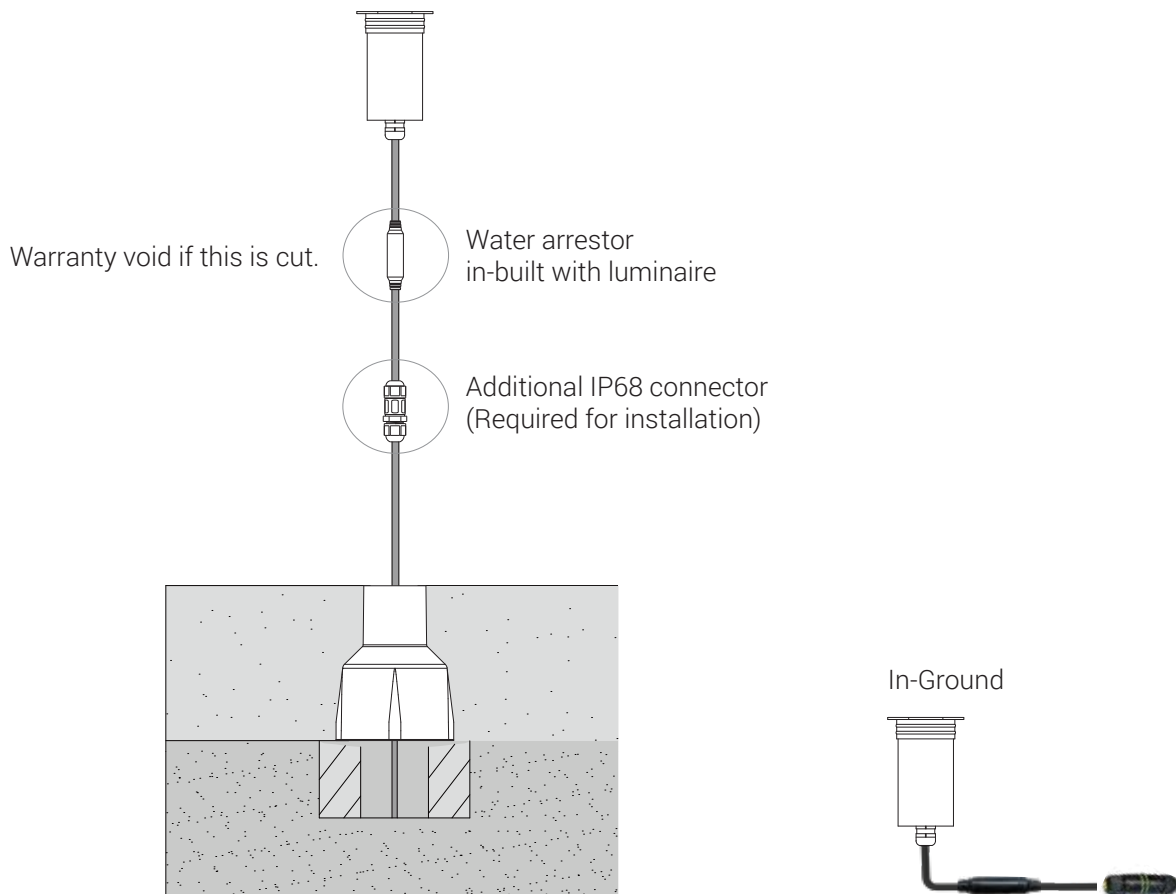
Seal Protection :

By acting as a barrier to water vapor or moisture, the arrestor helps maintain the integrity of seals and gaskets over time, reducing the risk of water ingress and extending the life of the fixture.

Enhanced Durability :

Preventing moisture inside the fixture avoids corrosion, electrical shorts, and fogging of the lens, ensuring optimal lighting performance and reducing maintenance needs. Protects internal electrical components from moisture damage.

In short, a water arrestor enhances the longevity and performance of lighting products by keeping internal components dry.



Additional IP68 connector (Required for installation)



Warranty void if this water arrestor is cut.

MINILED are compact IP67 LED fittings suitable for down light, Wall recessed and walkover for both indoor & outdoor applications. Small dimension with flush mounting installation. It is equipped with a screwless round front ring in STAINLESS STEEL. These fixtures are perfect for creating very defined effects of accent light. On request, these luminaires are also available in Red, Green, Blue and Amber.

Product Description

- Luminaire body and screwless front ring made from solid billet of 316 grade stainless steel.
- Silicone seal gasket ensures IP67 rating.
- Clear toughened glass of 4mm thickness.
- Clear polycarbonate optical lens.
- Luminaire hard wired with 2 x 0.5mm² cable of 0.5 metre length.
- Supplied with mounting sleeve for preparing recessed opening in ground or wall.
- Luminaire to be ordered with suitable power supply.
- Prewired with LED driver and suitable for operating on 240V, 50Hz single phase ac supply.
- Ordering guide : KL-24086-CCT (Colour Temperature)
- Available CCT : 2700K, 3000K, 4000K, 5700K.
- Options : Red / Green / Blue / Amber (On Request).



Product Benefits

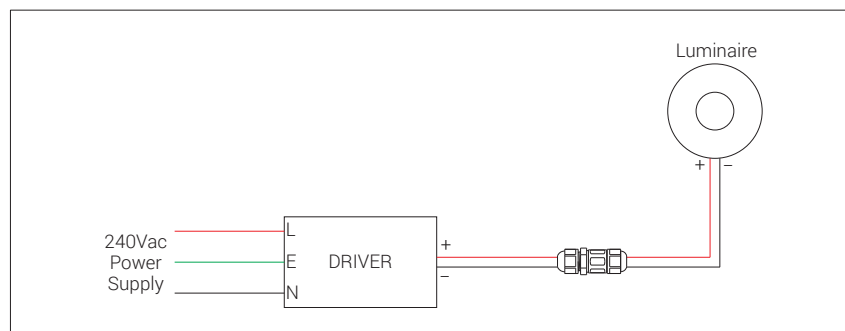
- Compact luminaire provides distinctive lighting effects for wall architecture & accent lighting.
- Sustainable LED technology offers durability and optimal light output with low power consumption.

Area of Application

Walk ways, Facades, Landscapes, Architectural facade elements.

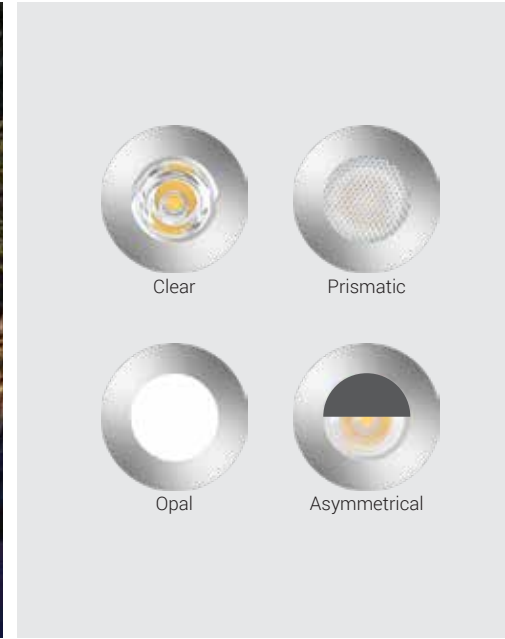
Accessory

- Supplied with IP67 rated connector for a secure connection to the network.
- Polypropylene mounting sleeve for easy installation.





OPEN SOURCE



Technical Specifications

General

ID : 24086
 System Wattage : 3W / 5W LED
 Driver Non-Integral : Constant Current
 Operating Voltage : 150-270Vac
 Operating Temperature : -15°C~+50°C

Light Source

Light Source : NICHIA
 CRI (Ra) : ≥80
 LED Colour Temperature : 2700K / 3000K / 4000K / 5700K

Physical

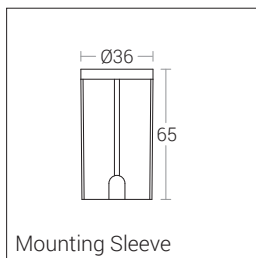
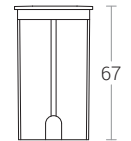
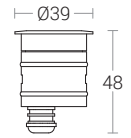
Body & Front Ring : 316 Grade Stainless Steel
 Diffuser : Clear Toughened Glass (Clear / Asymmetrical / Prismatic / Opal)
 Mounting Sleeve : Polypropylene Black
 Mounting : Wall / Floor - Recess

Driver

Power Supply : Non Integral
 Input Voltage : 230-240Vac
 Frequency : 50-60 Hz

Optical Performance

Beam Angle : 8° / 24° / 40°



Mounting Sleeve

Note : It is our constant endeavor to upgrade the performance of our products. For the latest technical information, IES files and product updates please refer to the website at www.klite.in

K-LITE

Water Arrestor

Additional Feature

A water arrestor in lighting products serves to prevent water intrusion into the fixture, which is especially important given the exposure to outdoor conditions and possible water pooling around the fixture. Its main functions are :

Pressure Regulation :

The water arrestor helps regulate internal pressure changes that can occur due to temperature fluctuations. This reduces the risk of water being drawn into the fixture when it cools and contracts & Supports pressure equalization to avoid condensation buildup inside the housing.

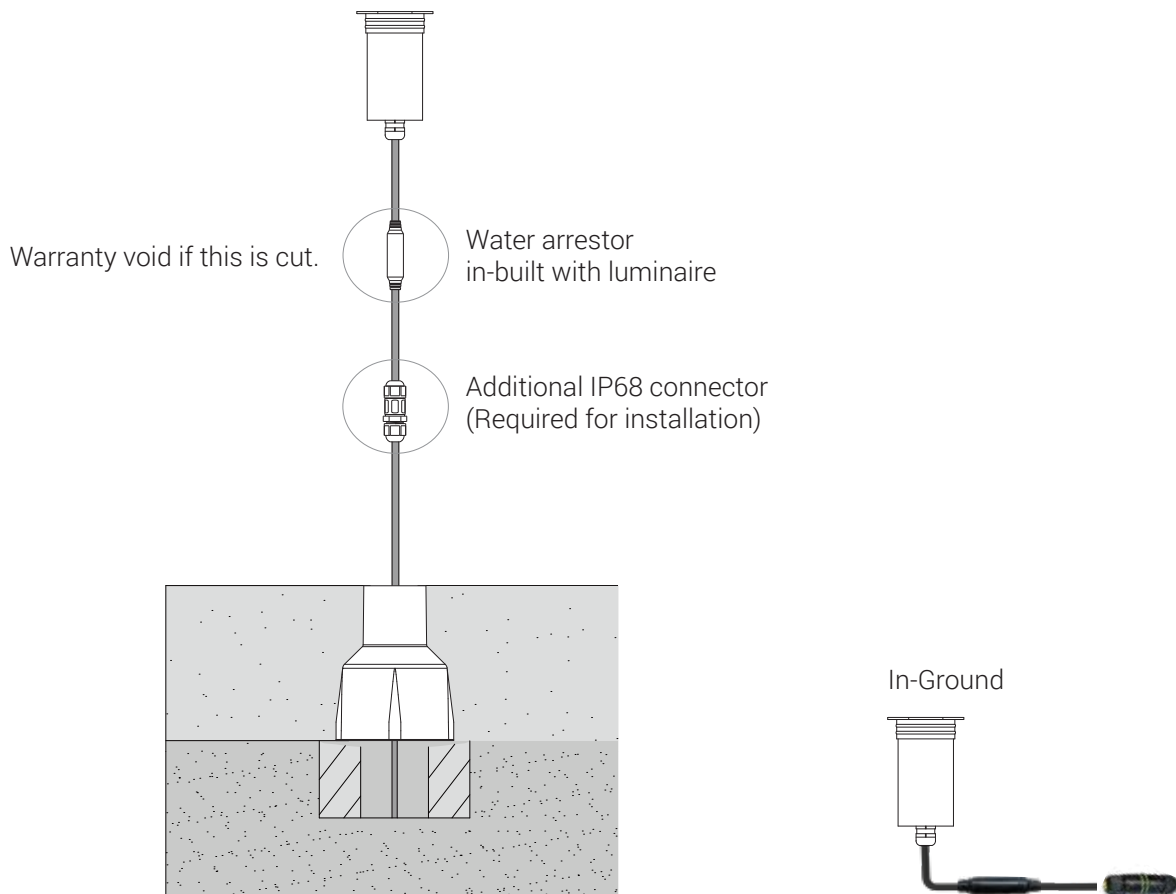
Seal Protection :

By acting as a barrier to water vapor or moisture, the arrestor helps maintain the integrity of seals and gaskets over time, reducing the risk of water ingress and extending the life of the fixture.

Enhanced Durability :

Preventing moisture inside the fixture avoids corrosion, electrical shorts, and fogging of the lens, ensuring optimal lighting performance and reducing maintenance needs. Protects internal electrical components from moisture damage.

In short, a water arrestor enhances the longevity and performance of lighting products by keeping internal components dry.



Additional IP68 connector (Required for installation)



Warranty void if this water arrestor is cut.