




OPEN SOURCE



Technical Specifications

General

ID	: 2750
System Wattage	: 3W LED
Driver Integral	: Constant Current
Operating Voltage	: 100-277Vac
Operating Temperature	: -15°C~+50°C

Light Source

Light Source	: NICHIA
CRI (Ra)	: ≥80 (>90 - On Request)
LED Colour Temperature	: 2700K / 3000K / 4000K / 5700K

Physical

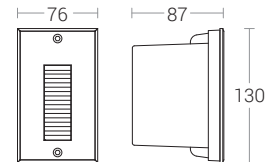
Body	: Die-Cast Aluminium
Diffuser	: Clear Acrylic
Gasket	: Silicone
Mounting Sleeve	: ABS Plastic
Mounting	: Wall - Recess
COD (mm)	: 70 x 83 x 124
Finish	: Powder coated RAL 9004 Signal black RAL 9007 Grey aluminium RAL 7016 Anthracite grey Graphite grey

Driver

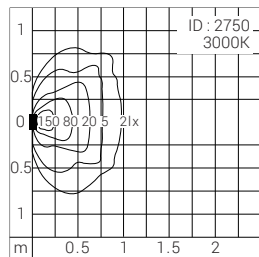
Power Supply	: Integral
Input Voltage	: 230-240Vac
Frequency	: 50-60 Hz
Power Factor	: ≥0.90
THD	: <10%
Surge Protection	: 2KV

Optical Performance

Light Distribution	: Asymmetrical
--------------------	----------------



Light Distribution



Applied Photometry : H=0.3m

Note:

- Recessed Staircase / Floor washer light.
- Recommended installation height : 200 - 300 mm
- Recommended spacing : Alternate Tread

Note : It is our constant endeavor to upgrade the performance of our products. For the latest technical information, IES files and product updates please refer to the website at www.klite.in