



Symmetrical



Asymmetrical

### Technical Specifications

#### General

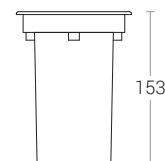
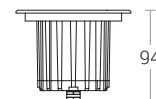
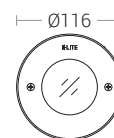
ID	: 4097 (Sym) / 4098 (Asy)
System Wattage	: 8W LED
Driver Integral	: Constant Current
Input Voltage	: 240Vac
Frequency	: 50-60 Hz
Operating Voltage	: 150-270Vac
Operating Temperature	: -15°C~+50°C

#### Light Source

Light Source	: NICHIA
CRI (Ra)	: ≥80
LED Colour Temperature	: 2700K / 4000K / 5700K

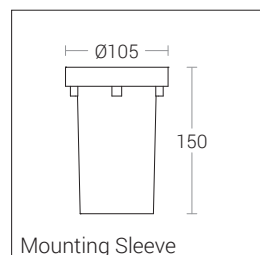
#### Optical Performance

Beam Angle	: 8°/12°/40°/60°/40°x11°(Sym) 35°/ 45°(Asy)
------------	--



#### Physical

Body	: Die-cast Aluminium
Front Ring	: 316 Grade Stainless Steel
Diffuser	: Clear Toughened Glass T=8mm
Mounting Sleeve	: ABS - Black
Mounting	: Recess



Mounting Sleeve

**Note :** It is our constant endeavor to upgrade the performance of our products. For the latest technical information, IES files and product updates please refer to the website at [www.klite.in](http://www.klite.in)