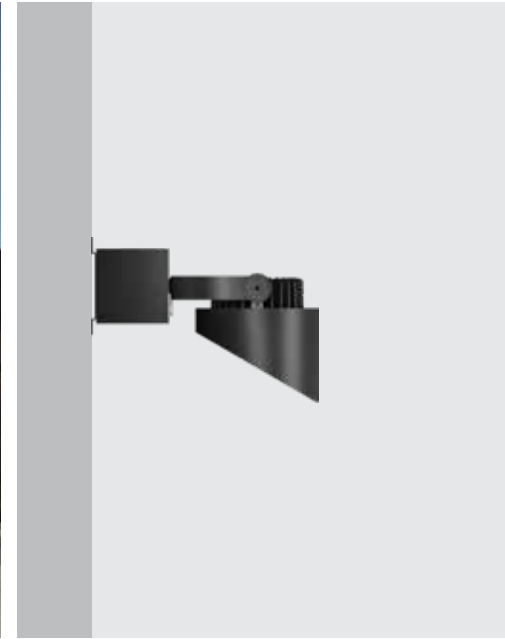




OPEN SOURCE



## Technical Specifications

### General

ID	: 4287
System Wattage	: 30W LED
Driver Integrated	: Constant Current
Operating Voltage	: 100-300Vac
Operating Temperature	: -15°C~+50°C

### Physical

Body	: Die-Cast Aluminium with Extruded Aluminium Tube
Diffuser	: Polycarbonate Optical Lens
Mounting	: Surface - Wall
Finish	: Powder coated RAL 9004 Signal black RAL 9007 Grey aluminium RAL 7016 Anthracite grey Graphite grey

### Light Source

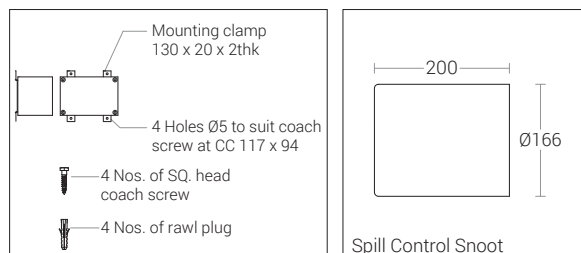
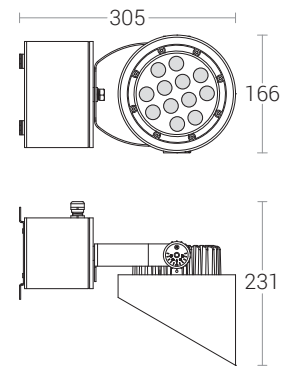
Light Source	: NICHIA
CRI (Ra)	: >80
LED Colour Temperature	: 2700K / 3000K / 4000K / 5700K

### Driver

Power Supply	: Integral
Input Voltage	: 230-240Vac
Frequency	: 50-60Hz
Power Factor	: >0.95
THD	: <10%
Surge Protection	: 4KV
Efficiency	: >85%
Dimmable Option	: Analog / Dali

### Optical Performance

Beam Angle	: 10° / 28° / 45°
------------	-------------------



**Note :** It is our constant endeavor to upgrade the performance of our products. For the latest technical information, IES files and product updates please refer to the website at [www.klite.in](http://www.klite.in)